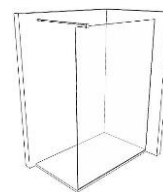


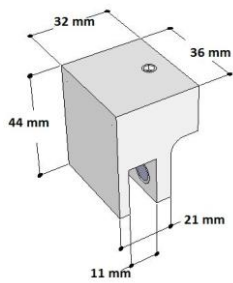

Technical data sheet



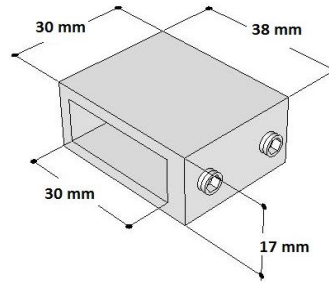
Descriptions	Name	216 INV Wall Concept				
	Line	Design				
	Description	Single fixed panel inside the wall				
	Mounting possibilities	Can be installed individually Can be combined with 215/216 INV/228				
	Turning direction	Not possible				
Measurements	Article	Width	Height	Left/Right		
	Basic profile single					
	216 900 000 ###	2000mm				
	Glass					
	216 101 000 INV ###	Up to 1000 mm	Up to 2000 mm	Left/Right		
	216 102 000 INV ###	1001 mm-1200 mm	Up to 2000 mm	Left/Right		
	216 103 000 INV ###	1201 mm-1400 mm	Up to 2000 mm	Left/Right		
	216 104 000 INV ###	1401 mm-1600 mm	Up to 2000 mm	Left/Right		
	216 105 000 INV ###	1601 mm-1800 mm	Up to 2000 mm	Left/Right		
	216 106 000 INV ###	1801 mm-2000 mm	Up to 2000 mm	Left/Right		
	216 107 000 INV ###	2001 mm-2200 mm	Up to 2000 mm	Left/Right		
	Basic profile double					
	216 900 111 ###	2000mm				
	Glass					
	216 101 111 INV ###	Up to 1000 mm	Up to 2000 mm	Left/Right		
	216 102 111 INV ###	1001 mm-1200 mm	Up to 2000 mm	Left/Right		
	216 103 111 INV ###	1201 mm-1400 mm	Up to 2000 mm	Left/Right		
	216 104 111 INV ###	1401 mm-1600 mm	Up to 2000 mm	Left/Right		
	216 105 111 INV ###	1601 mm-1800 mm	Up to 2000 mm	Left/Right		
	216 106 111 INV ###	1801 mm-2000 mm	Up to 2000 mm	Left/Right		
	216 107 111 INV ###	2001 mm-2200 mm	Up to 2000 mm	Left/Right		
	Custom made	Made to measure per mm, max. width 2000mm, max. height 2000 mm				
	Chamfers	Not possible				
Glass	Type of glass	8 mm toughened safety glass (norm NBN 23-002, klasse NBN EN 12600)				
	Kinds of glass	101 Transparent	107 Green	118 Black	121 Mirror	
		102 Opal mat	108 Blue	119 Opal White		
		104 Extra transparent	114 Crepi	120 Opal Black		
	105 Bronze	115 Cathedral	125 Opal Bronze			
	106 Gris	116 Ribble	126 Opal Gris			
Glass treatments	109 Aquaclean	110 Zone intime	111 Zone à la carte	112 Print		
	112 Print					
Finishing	Characteristics	1 build-in profile				
	Finishings	Shiny (011), Black matte (099), white matte (088)				
	Stabilisation bar	Stabilisation bar at 90° (max 1200mm)				
Service	Measuring	Possible with price supplement				
	Mounting	Possible with price supplement				
	Mounting instructions	Available				
Technical details	Advice	Width: you provide the desired width. Width from tiling to the end of the glass				
		Adjustability in profile = +5 mm / - 5mm A profile or glass should always be put on the tiles. If not, this can give issues on watertightness Keep dimensions and weight of the glass in mind when preparing. Can the glass be brought into the bathroom?				

216 INV Wall Concept - Afwerking / Finition

Stabilisation bar



Single wall profile



Double wall profile

