

Technical data sheet

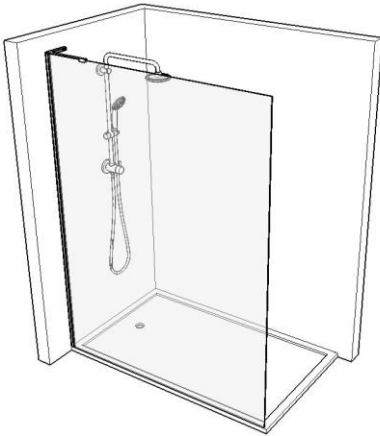


Description	Product Line	210 Wall Concept Free			
	Description	Design			
	Mounting possibilities	Walk-in panel fixed to wall Can be installed without other screen Can be combined with another Free screen			
	Rotation	Does not apply			
Measurements	Stock	Reference	Width / effective dimensions	Height	Left/Right
		210 008 000 FREE 101	800mm / 770mm	2000 mm	Left/Right
		210 009 000 FREE 101	900mm / 870mm	2000 mm	Left/Right
		210 001 000 FREE 101	1000 mm / 970 mm	2000 mm	Left/Right
		210 002 000 FREE 101	1200 mm / 1170 mm	2000 mm	Left/Right
		210 003 000 FREE 101	1400 mm / 1370 mm	2000 mm	Left/Right
	210 004 000 FREE 101	1600 mm / 1570 mm	2000 mm	Left/Right	
	Other kind of	Reference	Width / effective dimensions	Height	Left/Right
		210 208 000 FREE ###	800mm / 770mm	Up to 2000 mm	Left/Right
		210 209 000 FREE ###	900mm / 870mm	Up to 2000 mm	Left/Right
		210 201 000 FREE ###	1000 mm / 970 mm	Up to 2000 mm	Left/Right
		210 202 000 FREE ###	1200 mm / 1170 mm	Up to 2000 mm	Left/Right
		210 203 000 FREE ###	1400 mm / 1370 mm	Up to 2000 mm	Left/Right
	210 204 000 FREE ###	1600 mm / 1570 mm	Up to 2000 mm	Left/Right	
	*made to	Reference	Width	Height	Left/Right
210 108 000 FREE ###		up to 1000 mm	Up to 2000 mm	Left/Right	
210 101 000 FREE ###		801 mm - 1000 mm	Up to 2000 mm	Left/Right	
210 102 000 FREE ###		1001 mm-1200 mm	Up to 2000 mm	Left/Right	
210 103 000 FREE ###		1201 mm-1400 mm	Up to 2000 mm	Left/Right	
210 104 000 FREE ###	1401 mm-1600 mm	Up to 2000 mm	Left/Right		
Glass	Customisation	Width possible up to 1600mm per mm, extra height = price supplement			
	Chamfers	Not possible			
	Type of glass Kinds of glass	10 mm toughened safetyglass (norm NBN 23-002, klasse NBN EN 12600)			
Finish	101 Transparant	106 Gris	119 Opal white		
	102 Opal mat	107 Green	120 Opal Black		
	104 Extra transparant	114 Crepi	125 Opal bronze		
Service	105 Bronze	118 Black	126 Opal gris		
	Glass treatments	109 Aquaclean	110 Zone intime	121 Mirror	
	112 Print		111 Zone à la carte		
Technical details	Characteristics	1 profile against the wall			
	Finishings	Shiny bright chrome (011), Inox (001), Matted black (099)			
	Stabilisor	L-shaped bracing bar			
Advice	Measuring	Possible with price supplement			
	Mounting	Possible with price supplement			
	Mounting instructions	Available			
Advice	Advice	Standard: width is the width of glass + profile Customized: we adapt the glass to your demand. This is from tile to the end of the glass U-shaped profile gives +3,5 mm / -3,5 mm flexibility A profile or glass should always be put on the tiles. If not, this can give issues on watertightness Keep dimensions and weight of the glass in mind when preparing. Can the glass be brought into the bathroom?			

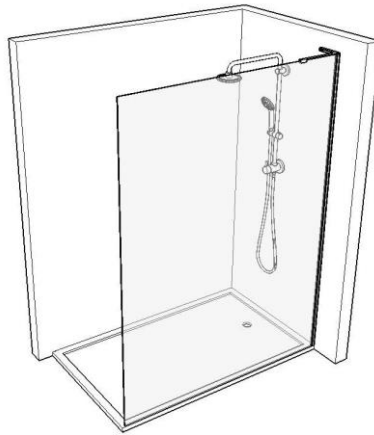
Technical parts

210 Wall Concept Free

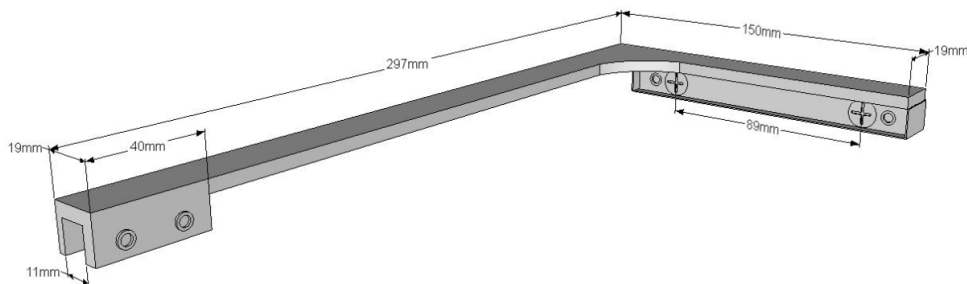
Left



Right



L-shaped bracing bar



U-shaped wall profile

